


Rubros de los ingresos	Ingreso					Diferencia (6=5-1)
	Estimado (1)	Ampliaciones / (Reducciones) (2)	Modificado (3=1+2)	Devengados (4)	Recaudado (5)	
INGRESOS DERIVADOS DE FINANCIAMIENTOS	\$0.00	\$0.00	\$0.00	\$0.00	\$0.00	0.00
IMPUESTOS	\$0.00	\$0.00	\$0.00	\$0.00	\$0.00	0.00
CUOTAS Y APORTACIONES DE SEGURIDAD SOCIAL	\$0.00	\$0.00	\$0.00	\$0.00	\$0.00	0.00
CONTRIBUCIONES DE MEJORAS	\$0.00	\$0.00	\$0.00	\$0.00	\$0.00	0.00
DERECHOS	\$0.00	\$0.00	\$0.00	\$0.00	\$0.00	0.00
PRODUCTOS	\$0.00	\$7,446,790.83	\$7,446,790.83	\$7,446,790.83	\$7,446,790.83	7,446,790.83
Corriente	\$0.00	\$7,446,790.83	\$7,446,790.83	\$7,446,790.83	\$7,446,790.83	7,446,790.83
Capital	\$0.00	\$0.00	\$0.00	\$0.00	\$0.00	0.00
APROVECHAMIENTOS	\$0.00	\$0.00	\$0.00	\$0.00	\$0.00	0.00
Corriente	\$0.00	\$0.00	\$0.00	\$0.00	\$0.00	0.00
Capital	\$0.00	\$0.00	\$0.00	\$0.00	\$0.00	0.00
INGRESOS POR VENTAS DE BIENES	\$43,117,320.00	-\$1,365,244.21	\$41,752,075.79	\$41,752,075.79	\$41,752,075.79	-1,365,244.21
PARTICIPACIONES Y APORTACIONES	\$0.00	\$0.00	\$0.00	\$0.00	\$0.00	0.00
TRANSFERENCIAS, ASIGNACIONES, SUBSIDIOS Y OTRA AYUDAS	\$879,827,271.00	\$122,510,458.03	\$1,002,337,729.03	\$1,002,337,729.03	\$1,002,337,729.03	122,510,458.03
<b>Total</b>	<b>\$922,944,591.00</b>	<b>\$128,582,004.65</b>	<b>\$1,051,536,595.65</b>	<b>\$1,051,536,595.65</b>	<b>\$1,051,536,595.65</b>	<b>128,592,004.65</b>

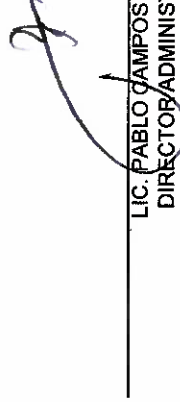
Estado Analítico de Ingresos por Fuente de Financiamiento	Ingreso					Diferencia (6=5-1)
	Estimado (1)	Ampliaciones / (Reducciones) (2)	Modificado (3=1+2)	Devengados (4)	Recaudado (5)	
<b>Ingresos del Gobierno</b>						
IMPUESTOS	\$0.00	\$0.00	\$0.00	\$0.00	\$0.00	0.00
CONTRIBUCIONES DE MEJORAS	\$0.00	\$0.00	\$0.00	\$0.00	\$0.00	0.00
DERECHOS	\$0.00	\$0.00	\$0.00	\$0.00	\$0.00	0.00
PRODUCTOS	\$0.00	\$7,446,790.83	\$7,446,790.83	\$7,446,790.83	\$7,446,790.83	7,446,790.83
Corriente	\$0.00	\$7,446,790.83	\$7,446,790.83	\$7,446,790.83	\$7,446,790.83	7,446,790.83
Capital	\$0.00	\$0.00	\$0.00	\$0.00	\$0.00	0.00
APROVECHAMIENTOS	\$0.00	\$0.00	\$0.00	\$0.00	\$0.00	0.00
Corriente	\$0.00	\$0.00	\$0.00	\$0.00	\$0.00	0.00
Capital	\$0.00	\$0.00	\$0.00	\$0.00	\$0.00	0.00
PARTICIPACIONES Y APORTACIONES	\$0.00	\$0.00	\$0.00	\$0.00	\$0.00	0.00
<b>Ingresos de Organismos y Empresas</b>						
CUOTAS Y APORTACIONES DE SEGURIDAD SOCIAL	\$0.00	\$0.00	\$0.00	\$0.00	\$0.00	0.00
INGRESOS POR VENTAS DE BIENES	\$43,117,320.00	-\$1,365,244.21	\$41,752,075.79	\$41,752,075.79	\$41,752,075.79	-1,365,244.21
TRANSFERENCIAS, ASIGNACIONES, SUBSIDIOS Y OTRA AYUDA	\$879,827,271.00	\$122,510,458.03	\$1,002,337,729.03	\$1,002,337,729.03	\$1,002,337,729.03	122,510,458.03


Rubros de los Ingresos	Ingreso					Diferencia (6=5-1)
	Estimado (1)	Ampliaciones / (Reducciones) (2)	Modificado (3=1+2)	Devengados (4)	Recaudado (5)	

**Ingresos Derivados de Financiamiento**

INGRESOS DERIVADOS DE FINANCIAMIENTOS	\$0.00	\$0.00	\$0.00	\$0.00	\$0.00	0.00
<b>Total</b>	<b>\$922,944,591.00</b>	<b>\$128,592,004.65</b>	<b>\$1,051,536,595.65</b>	<b>\$1,051,536,595.65</b>	<b>\$1,051,536,595.65</b>	<b>128,592,004.65</b>

  
C.P. JUAN JOSE BONILLA MUNOZ  
JEFE DEL DEPTO. DE RECURSOS FINANCIEROS

  
LIC. PABLO CAMPOS RAMIREZ  
DIRECTOR ADMINISTRATIVO

  
LIC. EMMANUEL DURAN MENESES  
ENCARGADO DE DESPACHO DE LA DIRECCION GENERAL